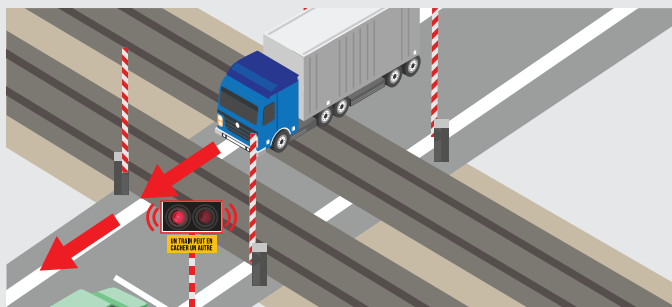


HOW TO BEHAVE IN CASE OF AN EMERGENCY



If the lights start flashing while you are crossing, **continue**.



If your vehicle is stuck between the barriers, **continue and break them**.



If your vehicle breaks down on a level crossing, **leave it immediately**.

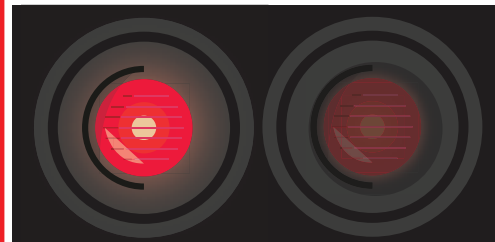
FINES

49€ for people who stop their vehicle on the tracks of a level crossing.

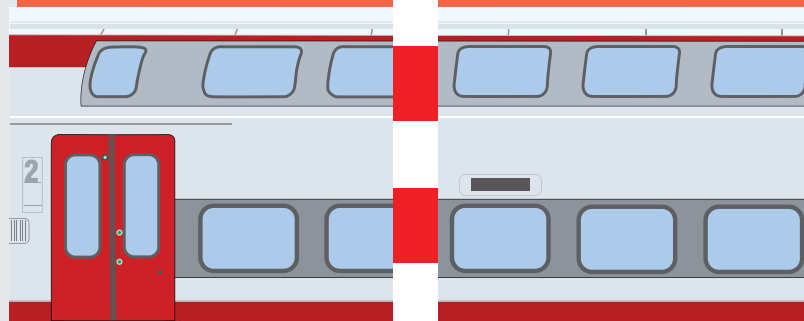
145€ and two points deduction from the driving license for people who do not respect the red lights indicating the closure of a barrier.

TOGETHER WE CARE FOR SAFETY!

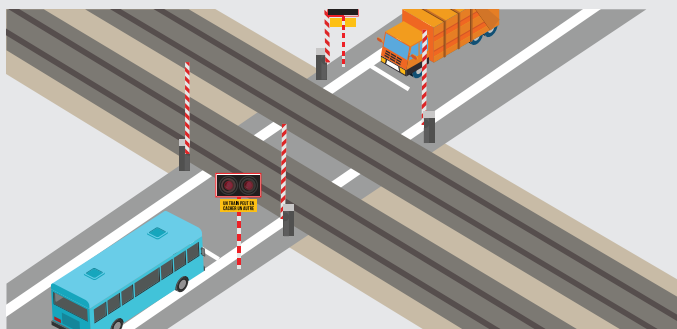
A professional driver never behaves reckless at a **level crossing**



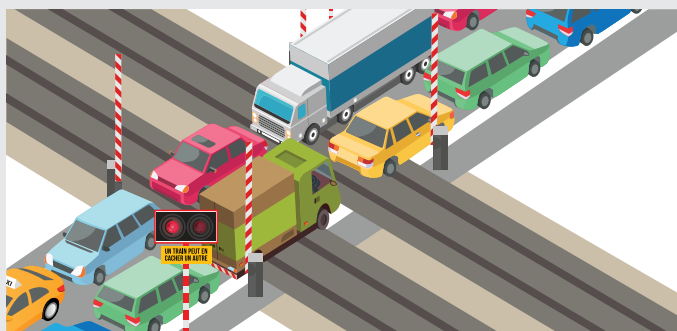
**UN TRAIN PEUT EN
CACHER UN AUTRE**



LEVEL CROSSING



Approach the level crossing **slowly** and **wait for the light and sound signals to stop**, make sure that the barriers are completely raised.



Be very careful in case of traffic. Even if the barriers are raised, only cross the tracks if you are certain to be able to fully cross the level crossing.



Do not drive around the ends of the barriers ("zigzag"), even in case of a disturbance.

SAFETY RULES



Make sure your vehicle, including the load, can cross the **level crossing entirely**.



Never stop on the tracks.



400 - 1200 m



**THE BRAKING DISTANCE OF A TRAIN
CAN GO UP TO 1200 METERS**
which equals to 13 times the length of a football pitch.

